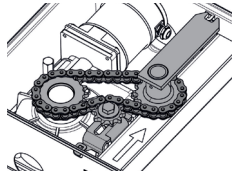


# ACCESSORIES

## COMMON ACCESSORIES



**700CFCT**  
Cataphoresis steel foundation box with release system



**700KIT180R**  
180° opening kit



**700CFC**  
Hot-dip galvanized foundation box with release system



**S-700CFR4060C**  
Stainless steel cover lid for foundation box



**700CFX**  
Stainless steel foundation box with release system



**650ESV1-2**  
Vertical electric lock recommended for leaves longer than 3 m (1=LEFT - 2=RIGHT)



**700BAP2**  
Gate stopper wall/floor mount



**700BAP**  
Gate stopper for heavy leaves



**900VLED**  
Low voltage 12-18-24 Volt white led flashing light



**700BAP1**  
Gate stopper for light leaves



**900OPTIC**  
Set of infrared safety photocells, 12/24 V, surface mount, beam alignment adjustable up to 15°, up to 20 m range



**750CUP**  
Control unit enclosure protective lid



**900TOWERF**  
Photocell standard mounting post, painted aluminium, 49 cm, with removable cover for easy installation and photocell adjustment



**750COL**  
Control unit mounting post

## 230 VOLT ACCESSORIES



**750D770M**  
Electronic control unit for one or two 230 V gate operators with soft-stop and built-in 433,92 MHz rolling code radio receiver, complete with enclosure



**700GS3**  
3-core waterproof connector (IP68) for 230 V motor cables

## 18/24 VOLT ACCESSORIES



**750D749MA**  
Electronic control unit for one or two DC gate operators with encoder, complete with 433,92 MHz rolling code radio receiver, battery charger, transformer and enclosure



**750D749MA-R**  
Electronic control unit for 1-2 DC fast operators with encoder. Same equipment of D749MA control unit



**700GS5**  
5-core waterproof connector (IP68) for 12 V motor cables



**200BATT**  
12 Volt Battery, 7,2 Ah with cable



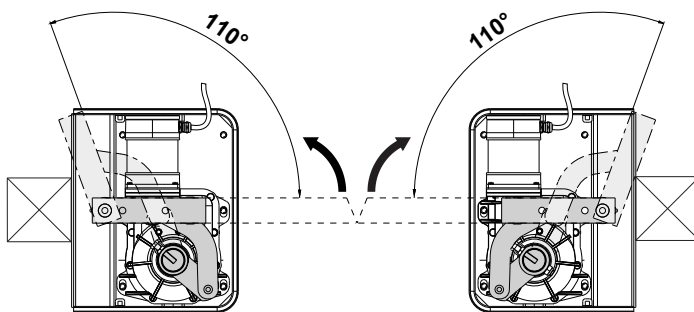
**K-030KITKB20**  
Battery cables kit (20 pcs)



**M-030000CC50**  
Multicore cable (2 x 2.5 sq.mm + 3 x 0.5 sq.mm)

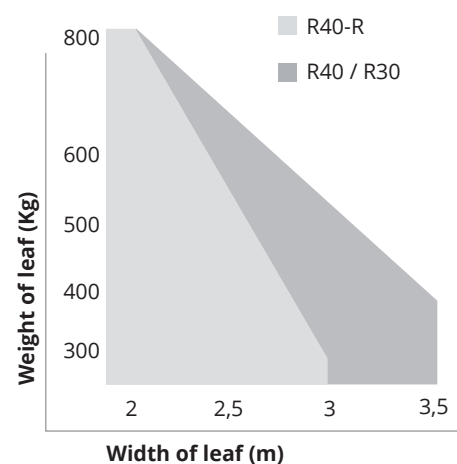
⚠ Use only M-030000CC50 cable or equivalent

## DOOR OPENING DRAWING



## LIMIT TO USE\*

\*They refer to leaves with openings and not totally closed panels.



## Use and maintenance manuals



R30-R40



D749MA



D749MA-R



D770M