

230
VOLT

GATE OPERATOR

ARM 2000IS/IF/IFC 3000IFC

For gate leaves up to 4 m
Opening time from 20 to 21 sec.



650ARM2000IS

230 V electromechanical covered screw gate operator. Maximum gate leaf 3 m

650ARM2000IF

230 V electromechanical covered screw gate operator with opening electrical limit switch. Maximum gate leaf 3 m

650ARM2000IFC

230 V electromechanical covered screw gate operator with opening and closing electrical limit switches. Maximum gate leaf 3 m

650ARM3000IFC

230 V electromechanical covered screw gate operator with opening and closing electrical limit switches. Maximum gate leaf 4 m

Features:

- residential use
- for gates leaves up to 4 m
- 230 V gate operator
- built-in capacitor
- covered screw gate operator
- adjustable mounting brackets (sold separately)

Pros:

- bronze lead nut for strength and silent operation
- electrical connections are easier thanks to the larger upper space
- quick and easy installation
- manual release with key lock
- high torque and power



Easy mounting


Quick and easy installation thanks to the multi-position adjustable mounting brackets supplied with each gate operator (sold separately).

Adjustable limit switches

Electro-mechanical limit switches allow gate position adjustment even when gate stoppers are not used

Technical features

	ARM2000IS/IF/IFC	ARM3000IFC
Power supply	230 V AC (50 - 60 Hz)	230 V AC (50 - 60 Hz)
Motor power supply	230 V AC	230 V AC
Absorption	1,5 A	1,5 A
Power rating	350 W	350 W
Opening time 90°	20 sec.	28 sec.
Duty cycle	36 %	36 %
Max. thrust	2300 N	2300 N
Operating temperature	-20° C ÷ +55° C	-20° C ÷ +55° C
Motor thermal protection	160° C	160° C
Degree of protection	IP 44	IP 44
Stroke length	396 mm	506 mm



The above represented installation does not include safety devices such as safety edges. Their addition depends upon the risk assessment made on any installation in accordance with EN 12453 standards.



MADE IN ITALY



AVAILABLE




KARM2000L

Complete double arm automation kit for gates up to 3 + 3 m, with two 650ARM2000IS gate operators

KARM3000L

Complete double arm automation kit for gates up to 4 + 4 m, with two 650ARM3000IFC gate operators



Accessories included in the kit:



900OPTIC



750D770M



300T-KEY
aluminium +
LED TSL



900VLED



250K-SLIMRP



C-CRT



650ARMKITST

Accessories



650ARMKITSTF
Multi-position adjustable
brackets



750D770M
Electronic control unit for one or
two 230 V gate operators with
soft-stop and built-in 433,92
MHz rolling code radio receiver,
complete with enclosure



650ARMKITSTI
Tilting bracket for
sloping gates (1 pcs)



650ESV1-2
Electric lock (1 = left hand
opening – 2 = right hand
opening)



650ARMKITFCR
Adjustable mechanical
stoppers (2 pcs)



700BAP
Gate stopper for heavy
leaves



750CUP
Control unit enclosure
protective lid



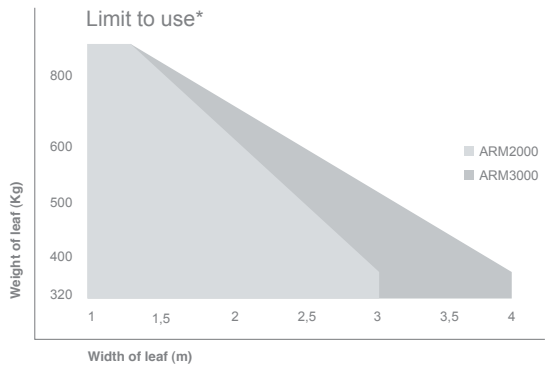
700BAP1
Gate stopper for light leaves



700BAP2
Gate stopper wall/floor
mount



250SM126
Memory card for 126 radio
codes



*They refer to leaves with openings and not totally closed panels.



Further accessories:
Transmitters page 118
Photocells page 124
Flashing lights page 127