

230
VOLT

GATE OPERATOR

ARM 225I/250I/270I

For gate leaves up to 5 m
Opening time from 20 to 34 sec.



650ARM225I

230 V electromechanical linear gate operator.
Maximum gate leaf 3 m

650ARM250I

230 V electromechanical linear gate operator.
Maximum gate leaf 4 m

650ARM270I

230 V electromechanical linear gate operator.
Maximum gate leaf 5 m

Features:

- residential / commercial use
- for gates leaves up to 5 m
- 230 V gate operator
- built-in capacitor
- rod extension gate operator
- adjustable mounting brackets (sold separately)

Pros:

- electrical connections are easier thanks to the larger upper space
- quick and easy installation
- manual release with key lock
- high torque and power
- suitable for large gates and non standard sized posts


Technical features

	ARM225I	ARM250I	ARM270I
Power supply	230 V AC (50 - 60 Hz)	230 V AC (50 - 60 Hz)	230 V AC (50 - 60 Hz)
Motor power supply	230 V AC	230 V AC	230 V AC
Absorption	1,5 A	1,5 A	1,5 A
Power rating	350 W	350 W	350 W
Opening time 90°	20 sec.	25 sec.	34 sec.
Duty cycle	36 %	36 %	36 %
Max. thrust	2300 N	2300 N	2300 N
Operating temperature	-20° C ÷ +55° C	-20° C ÷ +55° C	-20° C ÷ +55° C
Motor thermal protection	160° C	160° C	160° C
Degree of protection	IP 44	IP 44	IP 44
Stroke length	290 mm	425 mm	530 mm




Easy mounting

Multi-position adjustable brackets allow greater flexibility during assembly even on non standard sized posts (sold separately)



Metal gears to ensure high performances

All the moving parts are made in metal and bronze to guarantee the maximum possible life span



The above represented installation does not include safety devices such as safety edges. Their addition depends upon the risk assessment made on any installation in accordance with EN 12453 standards.



KARM225L

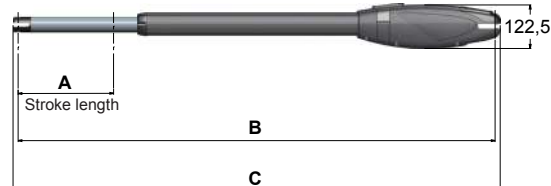
Complete double arm automation kit for gates up to 3 + 3 m, with two 650ARM225I gate operators

KARM250L

Complete double arm automation kit for gates up to 4 + 4 m, with two 650ARM250I gate operators

KARM270L

Complete double arm automation kit for gates up to 5 + 5 m, with two 650ARM270I gate operators



ARM	A	B max	C max
225I	290	1070	1098
250I	425	1350	1378
270I	530	1560	1588

Accessories included in the kit:



900OPTIC



750D770M



300T-KEY
aluminium + LED TSL



900VLED



250K-SLIMRP

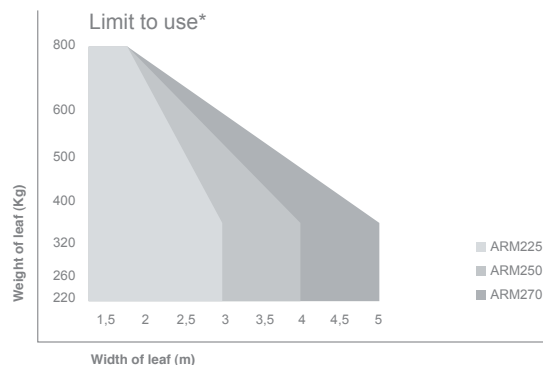


C-CRT



650ARMKITST

Accessories



*They refer to leaves with openings and not totally closed panels.



650ARMKITSTF
Multi-position adjustable brackets



750D770M
Electronic control unit for one or two 230 V gate operators with soft-stop and built-in 433,92 MHz rolling code radio receiver, complete with enclosure



650ARMKITSTFM
Multi-position adjustable brackets. For gate leaves over 4 m



650ESV1-2
Electric lock (1 = left hand opening – 2 = right hand opening)



650ARMKITSTI
Tilting bracket for sloping gates (1 pcs)



700BAP2
Gate stopper wall/floor mount



750CUP
Control unit enclosure protective lid



700BAP
Gate stopper for heavy leaves



700BAP1
Gate stopper for light leaves



650ARM200KITFCAR **NEW**
Kit adjustable mechanical stopper in opening for ARM200 (2 pcs)



Further accessories:
Transmitters page 118
Photocells page 124
Flashing lights page 127